

# BIBLE WONDERLAND

TUMBLE DOWN STORY SERIES

God Makes The World



T  
U  
M  
B  
L  
E  
D  
O  
W  
N

# Instructions for making Tumble Down Pictures

**You will need:**

1. Safety scissors
2. Pritt Stick or paste
3. Sellotape to make strips for hinges
4. Colouring pens or crayons

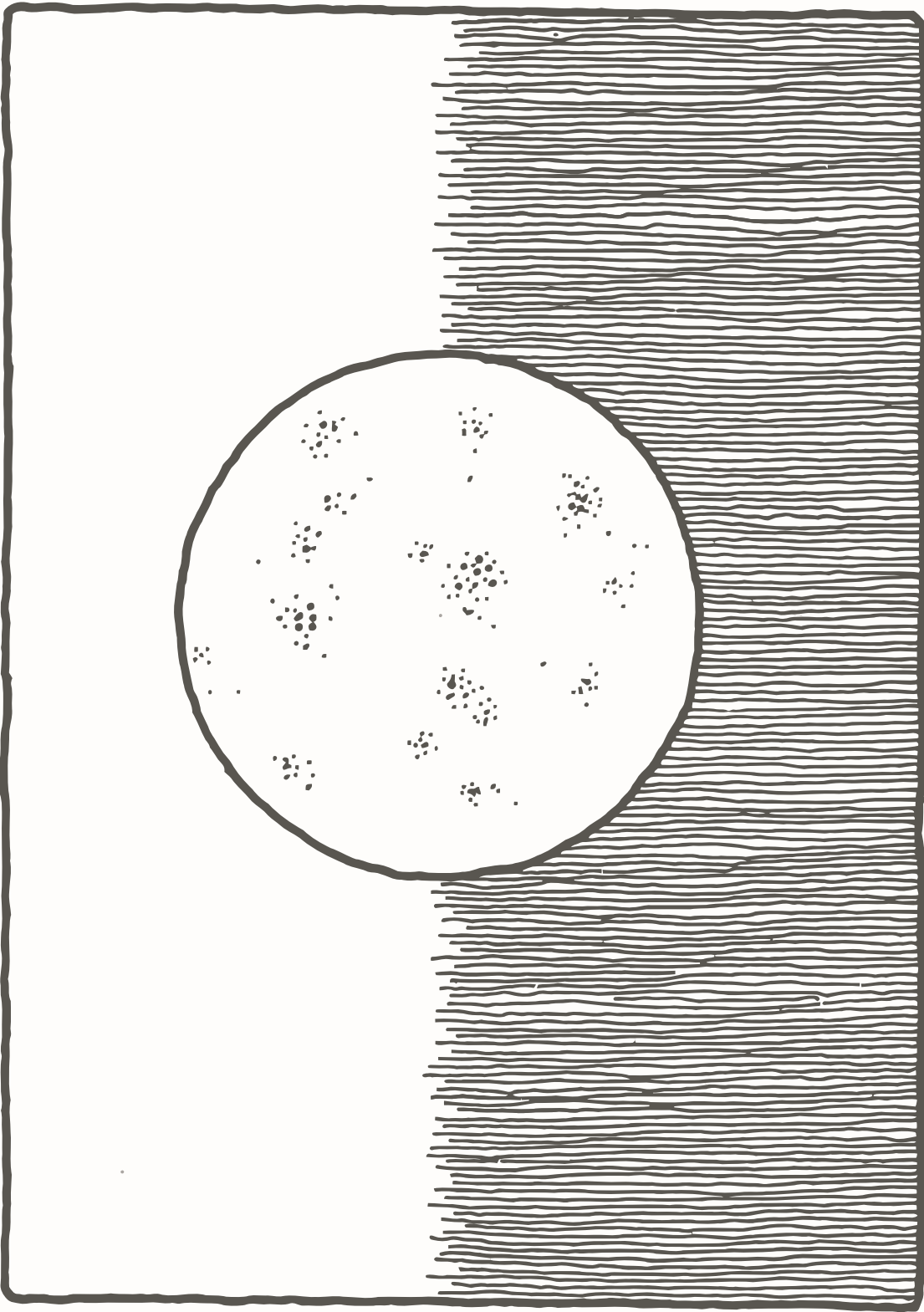
**To make:**

1. Cut out each picture keeping the title and the 'Place Here' box where they are
2. Cut out the text at the side of the picture and paste in the "Place Here" box
3. Colour your picture
4. Now do this to the rest of the pictures in the story
5. The pictures are now to be joined together with small strips of Sellotape as hinges. Page one to the bottom edge of the cover page, Page two to the bottom edge of Page one, Page three to the bottom edge of Page two and so on until all the pictures are joined in one long strip.
6. Fold the pictures up from the bottom, using the Sellotape hinges one on top of the next until front cover is the only picture on show.
7. Hold up your strip by the top cover and let go of the pictures behind, keeping hold of the top cover. The pictures should tumble down showing a great colour story!


**T  
U  
M  
B  
L  
E  
D  
O  
W  
N**



Place Here...



God splits the light and darkness to make  
day time and night time.



Place Here...

God makes the waters run together into one place, so there is some dry land.






Place Here...

God makes the plants to grow on the land.






Place Here...

God separates day from night, making the sun  
shine during the day and the moon at night.








God makes the fish, the birds and the animals.



Place Here...



God makes human beings in his own image.



Place Here...